

Surveys for Mission

Specialists in Empirical Investigation

Email: surveysformission@btinternet.com

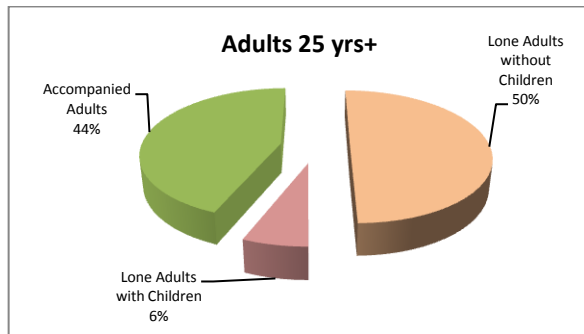
Registered with the Information Commissioners Office

Phone: 0151 238 2059

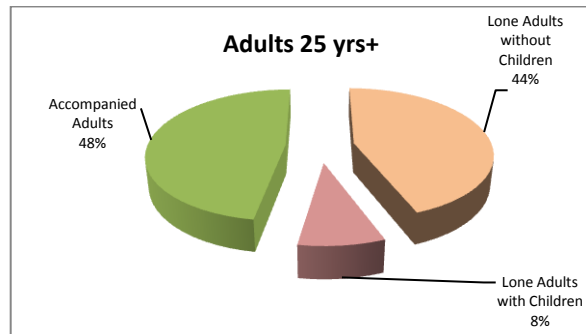
Appendix D - Unaccompanied Adults

We believe that adults attending church alone i.e. without spouse, partner or children, are a special vulnerable category prone to easy disengagement from the church.

Below is a visual comparison of the 2003 and 2010 surveys.



2003



2010

An examination of the community members in the 2003 survey shows there were 183 unaccompanied adults (they attended throughout the survey without spouse, partner or children) of whom 109 were between the ages of 25 and 69years (we have ignored those 70yrs and above because their increasing age, associated disabilities and potential infirmities may introduce other factors)

e.g.

2003	25-29	30-39	40-49	50-59	60-69	70+	U/K	Total
Male	2		6	4	11	15		38
Female	3	5	12	29	36	59		144
Unknown							1	1
Total	5	5	18	33	47	74	1	183

Age profile of unaccompanied adults in the 2003 community

The 2010 data shows there were 174 unaccompanied adults of whom only 81 were between the ages of 25 and 69 years

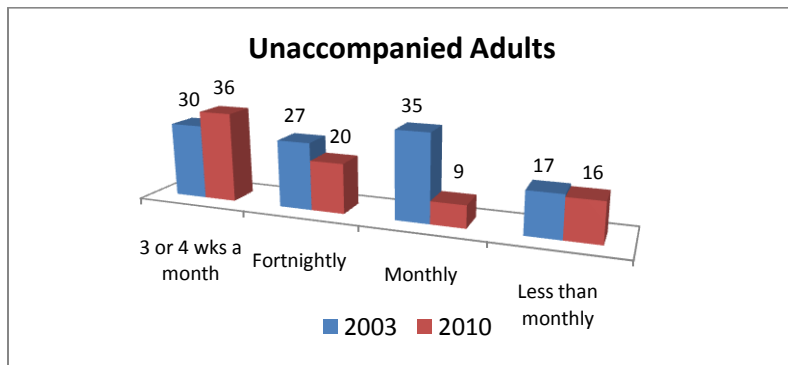
e.g.

2010	25-29	30-39	40-49	50-59	60-69	70+	U/K	Total
Male	2	1	1	8	8	22		42
Female	1	4	12	14	30	71		132
Total	3	5	13	22	38	93		174

Age profile of unaccompanied adults in the 2010 community

Interestingly, despite a significant increase in the overall size of the church community by 2010 of 8% or 14% depending whether we include Messy Church, and the extension of the survey over 10 weeks, there was a reduction of 28 unaccompanied adults aged 25 to 69yrs between the surveys, a fall of 26%.

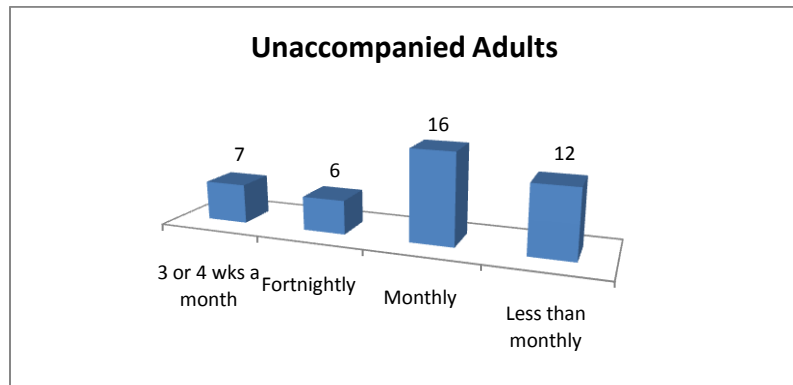
The attendance categories of unaccompanied adults aged 25 to 59yrs in both years were



Attendance categories of unaccompanied adults during both surveys

What is most noticeable is that the number of unaccompanied adults who attended more than once a month hardly changed; it was 57 in 2003 and 56 in 2010. However, the number who attended monthly or less frequently plummeted from 52 in 2003 to 25 in 2010, a decline of 52%.

A look at the attendance categories for 2003 of those who attended in 2003 but not in 2010 shows



Attendance categories of unaccompanied in 2003 who didn't attend in 2010

An examination of the church life involvement of the unaccompanied adults in 2003 who didn't attend in 2010 shows that only 10 performed a role or belonged to a church group. The greater majority (75%) were simply modal attendees and most of these (78%) attended monthly or less often.

Conclusions

The data suggests that unaccompanied adults are more vulnerable to disengagement from the church than accompanied adults. Why should this be?

Our theory is that the church draws in a significant number of new adults who attend alone e.g. they are either single people or they attend without spouse, partner, or children.

The church provides an opportunity for them to experience fellowship and community. Some easily fit in amongst the rest of the community and are often amongst the more regular attendees. However, others seem to find it more difficult to assimilate, attend less frequently, their attachment is fragile and they are prone to disengagement from the church.

This latter group will generally be barely visible on the church radar for their patterns of attendance at worship are low and few take part in other aspects of church life. Perhaps they would benefit from closer pastoral attention and help in integrating into the church community.